

RJ45  
RIGHT ANGLE JACK

KRONE 45"-110 DUAL IDC

Specification :


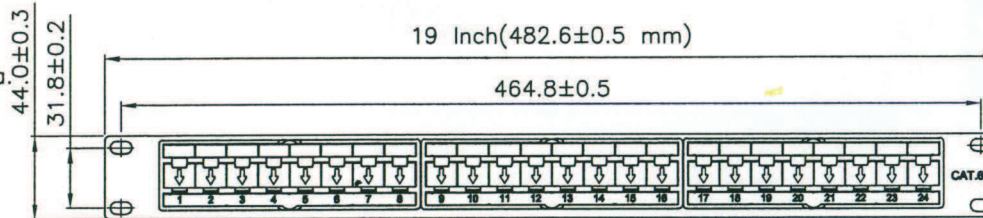

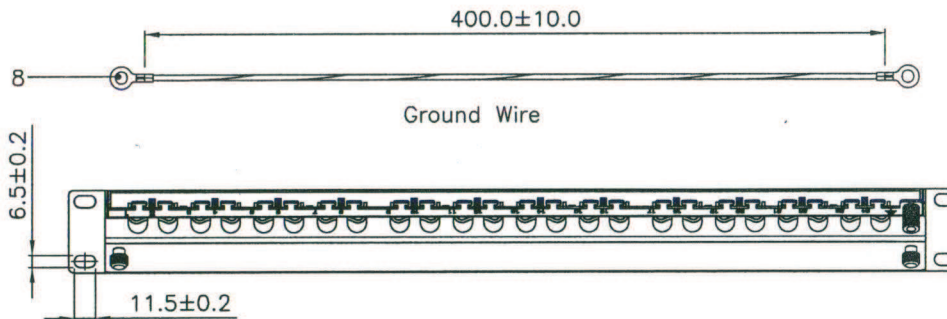
SCALE 1/4

Material :

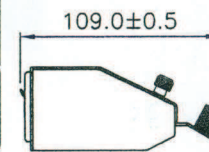
1. Panel : SECC, 1.2 mm thickness with Black(RAL 9005) color painted.
2. Identification :
  - 2-1. I.D. Plate : PVC, Transparent color.
  - 2-2. Paper.
  - 2-3. I.D. Bracket : ABS, UL 94V-0.
3. RJ45 Jack :
  - 3-1. Housing : PBT+Glass Fiber, UL 94V-0.
  - 3-2. Contact Bracket : PBT+Glass Fiber, UL 94V-0.
4. RJ45 Jack Contact :
  - 4-1. Material : Phosphor Bronze with Nickel plated.
  - 4-2. Finish : 50 micro-inch Gold plated on Plug contact area.
5. RJ45 Jack Shield : Bronze With Nickel plated.
6. Dust Cover: Polycarbonate, UL 94V-2, Transparent Black(RAL 9004) color.
7. IDC :
  - 7-1. Housing : PC+Glass Fiber, UL 94V-2.
  - 7-2. Terminal : Phosphor Bronze with Tin plated.
8. Ground Wire : 18 AWG Wire, with Green/Yellow striped color.
9. PCB : FR4, UL 94V-0.

Performance :

- a. T568A & T568B wiring sticker on PCB.
- b. Insertion force : 30N max. (IEC 60603-7-5)
- c. Retention strength : 7.7 kg between Jack and Plug.
- d. Operating temperature : -10°C to 60°C. (ISO/IEC 11801, ANSI/TIA 568 C.2)
- e. Life(mating cycles) :
  - \*Jack : 750 cycles min. (ISO/IEC 11801, IEC 60603-7-5)
  - \*IDC : Suitable for 22-26 AWG stranded and solid wire, compatible with both 110 & Krone punch down tools.
- f. The CAT.6A channel transmission performance is in compliance with TIA/EIA 568C.2 10G & ISO/IEC 11801 standard.



SCALE 1/1



GENERAL TOLERANCE OF DIMENSIONS X.XXX ±0.005 X.XX ±0.05 X.X ±0.1	DRAWING	20.MAR.2013	WENJUN	
	CHECK	20.MAR.2013	JANE	
	APPROVAL	20.MAR.2013	JAIMY	
		DATE	NAME	ITEM NO.:
	SCALE	1/4(A4)	UNIT	mm
				DES.: CAT.6A FULL SHIELDED PATCH PANEL
			DRAWING NO.	
			DRAWING CLASSIFICATION	S SHEET 1 OF 1